

How to Sign in to the Verizon Customer Learning Portal Using Verizon Enterprise Center

January 30, 2023

Version 1.0

Introduction

Use this document to directly sign in to the Verizon Customer Learning Portal.

Single Sign on Process

Begin by accessing the Verizon Enterprise Center Portal Home Page at: <https://verizon.com/business/login/>

Login
to your business account

By Password By Device

User ID

Forgot user ID?

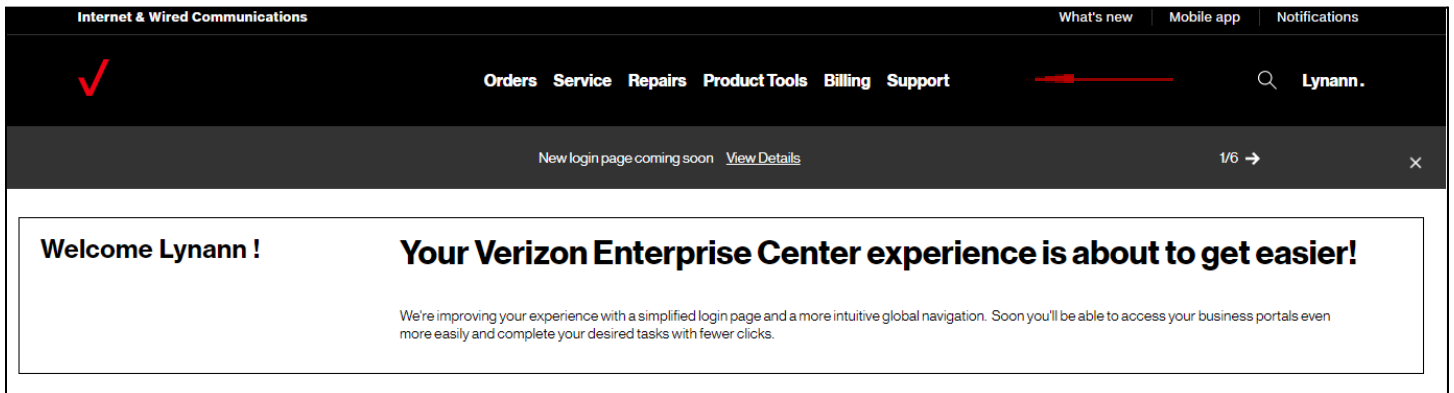
Password

Forgot password?

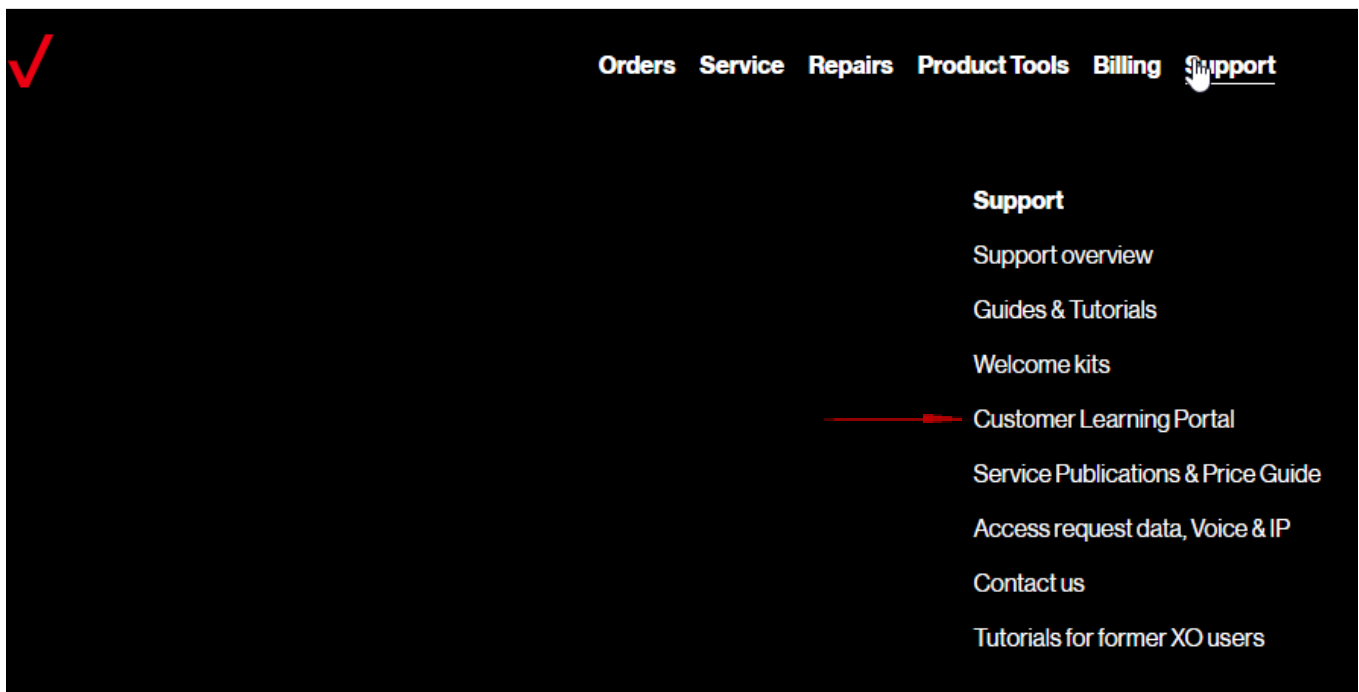
Remember my user ID

Login

- Sign in using your Verizon Enterprise Center Username and Password.
- Select Log In Button.
- This will display the Verizon Enterprise Center Home Page.
- Select the Support tab to view available options.



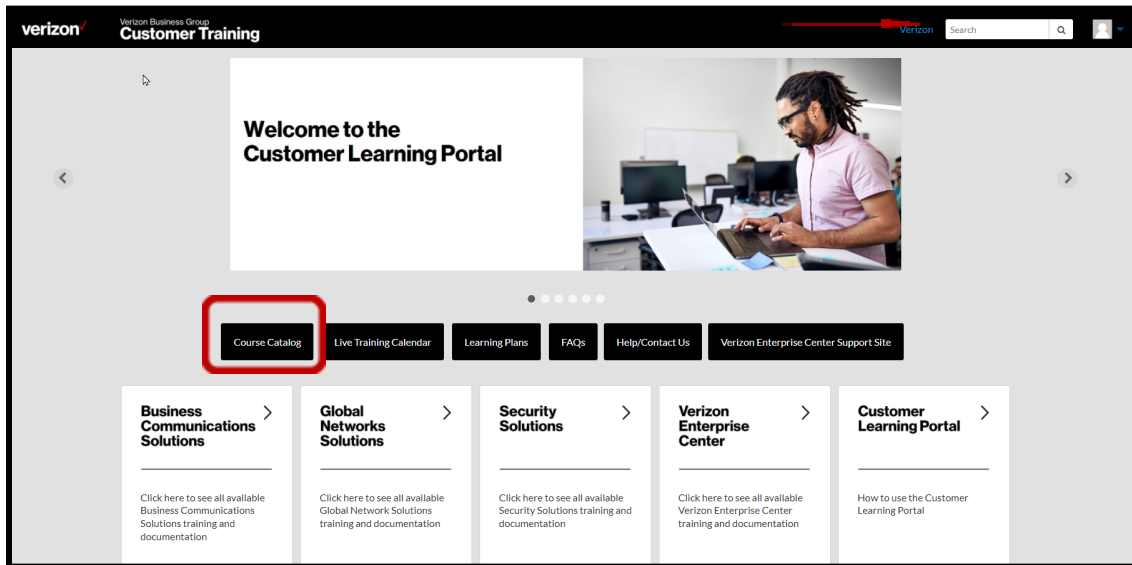
Click on the Support Tab and select the Customer Learning Portal hyperlink.



Once you select the Customer Learning Portal hyperlink you have direct access to your business segment's Course Catalog, Live Training Calendar, Learning Plans, FAQs, Help/Contact Us, and Verizon Enterprise Center Support Site.

You can also go directly into Business Communications Solutions, Global Networks Solutions, Security Solutions, and Verizon Enterprise Center.

These options give you direct access to Virtual Coach videos, self-paced training, and instructor- classes. You can view our public instructor-led courses calendar with dates and times in which you can register for training classes.



You can use the search function or course catalog to find content.